

Rapp

2nd Grade

Polar Packet Day 4

Reading

Read decodable book

Long I sheet

Math

3digit addition with regrouping

Play around the world with your flash cards from packet 2

Writing

Cursive w page

Write a 5sentence paragraph about your day.


Name _____

Long i Sounds

Directions: Put the words in ABC Order.

Read the riddles.

Use the words on the sign to answer the questions.



1. _____	5. _____	9. _____
2. _____	6. _____	10. _____
3. _____	7. _____	11. _____
4. _____	8. _____	12. _____

1. You fly me in the sky. What am I? _____

2. I am the opposite of narrow. What am I? _____

3. You can find the stars in this. _____

4. Sometimes you do this when you are sad. _____

5. You can find me on the playground. What am I? _____

6. You eat me. I can be white or brown. What am I? _____

7. I am the opposite of day. I am _____

8. A clock or a watch will tell you the _____

9. I am three letters. I rhyme with cry and sky. What am I? _____

10. I am the opposite of left and wrong. I am _____

11. You ride me. I have 1, 2, 3 or 4 wheels. What am I? _____

12. I am the opposite of dark. What am I? _____

Addition

$$\begin{array}{r} 996 \\ + 978 \\ \hline \end{array}$$

$$\begin{array}{r} 896 \\ + 968 \\ \hline \end{array}$$

$$\begin{array}{r} 795 \\ + 998 \\ \hline \end{array}$$

$$\begin{array}{r} 598 \\ + 958 \\ \hline \end{array}$$

$$\begin{array}{r} 597 \\ + 938 \\ \hline \end{array}$$

$$\begin{array}{r} 596 \\ + 928 \\ \hline \end{array}$$

$$\begin{array}{r} 595 \\ + 968 \\ \hline \end{array}$$

$$\begin{array}{r} 594 \\ + 978 \\ \hline \end{array}$$

$$\begin{array}{r} 593 \\ + 998 \\ \hline \end{array}$$

$$\begin{array}{r} 599 \\ + 978 \\ \hline \end{array}$$


$$\begin{array}{r} 678 \\ + 543 \\ \hline \end{array}$$

$$\begin{array}{r} 876 \\ + 555 \\ \hline \end{array}$$

Circle w and *w* in these words.

twins whizzing along

twins whizzing along



Trace and write. Notice the checkstroke (✓) ending.

W w W w W w W w



Join *w* and other letters.

wi wt tw wi




wit wit wit wit


Blank handwriting lines for practice.



Stroke description to guide letter formation at home:



Undercurve. Slant;
undercurve. Slant;



Shape

Circle your best letter that

