

Division Facts
Study Sheet

Day 2
3rd Grade

A

$$\begin{array}{r} \overline{3) 18} \\ \overline{2) 18} \\ \overline{1) 4} \\ \overline{3) 24} \\ \overline{1) 9} \\ \overline{2) 14} \\ \overline{2) 12} \\ \overline{3) 15} \end{array}$$

$$\begin{array}{r} \overline{1) 7} \\ \overline{3) 9} \\ \overline{1) 1} \\ \overline{3) 0} \\ \overline{1) 2} \\ \overline{2) 0} \\ \overline{1) 8} \\ \overline{2) 4} \end{array}$$

$$\begin{array}{r} \overline{3) 27} \\ \overline{2) 8} \\ \overline{1) 5} \\ \overline{2) 16} \\ \overline{3) 6} \\ \overline{2) 6} \\ \overline{1) 3} \\ \overline{3) 3} \end{array}$$

$$10 \div 2 = \quad 21 \div 3 = \quad 6 \div 1 = \quad 2 \div 2 = \quad 0 \div 1 = \quad 12 \div 3 =$$

B

$$\begin{array}{r} \overline{5) 45} \\ \overline{4) 8} \\ \overline{6) 48} \\ \overline{6) 6} \\ \overline{5) 25} \\ \overline{4) 20} \\ \overline{5) 35} \\ \overline{4) 36} \end{array}$$

$$\begin{array}{r} \overline{6) 30} \\ \overline{5) 20} \\ \overline{6) 0} \\ \overline{4) 32} \\ \overline{6) 24} \\ \overline{5) 5} \\ \overline{4) 28} \\ \overline{6) 42} \end{array}$$

$$\begin{array}{r} \overline{4) 0} \\ \overline{5) 30} \\ \overline{6) 12} \\ \overline{4) 24} \\ \overline{5) 40} \\ \overline{4) 4} \\ \overline{4) 12} \\ \overline{6) 18} \end{array}$$

$$10 \div 5 = \quad 54 \div 6 = \quad 16 \div 4 = \quad 0 \div 5 = \quad 36 \div 6 = \quad 15 \div 5 =$$

C

$$\begin{array}{r} \overline{9) 81} \\ \overline{7) 56} \\ \overline{8) 40} \\ \overline{9) 27} \\ \overline{7) 14} \\ \overline{8) 24} \\ \overline{8) 64} \\ \overline{7) 49} \end{array}$$

$$\begin{array}{r} \overline{9) 0} \\ \overline{8) 0} \\ \overline{7) 7} \\ \overline{9) 72} \\ \overline{8) 16} \\ \overline{7) 35} \\ \overline{8) 72} \\ \overline{9) 54} \end{array}$$

$$\begin{array}{r} \overline{7) 21} \\ \overline{8) 48} \\ \overline{9) 36} \\ \overline{7) 63} \\ \overline{9) 45} \\ \overline{8) 56} \\ \overline{7) 42} \\ \overline{9) 18} \end{array}$$

$$8 \div 8 = \quad 28 \div 7 = \quad 32 \div 8 = \quad 63 \div 9 = \quad 0 \div 7 = \quad 9 \div 9 =$$

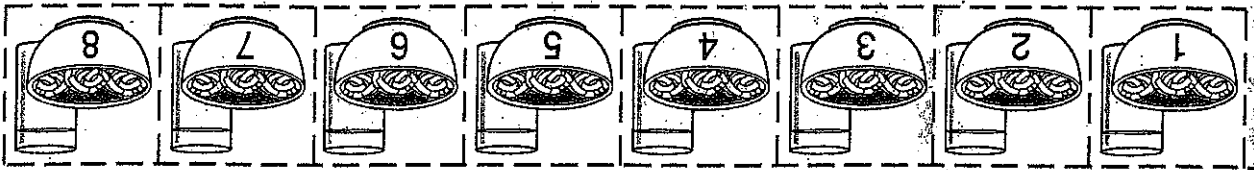


Instructions



Read the reading sample.
Complete this page.

- How long should you boil the macaroni?
 A 14 to 16 minutes
 B 11 to 13 minutes
 C until the macaroni is cooked
 D the directions don't say
- How many steps are there?
 A three
 B four
 C five
 D six
- What is the first step?
 A Boil the water in a pot.
 B Add the macaroni to the water.
 C Add the milk and cheese.
 D Stir the macaroni.
- What is the abbreviation for tablespoon?
 A tsp.
 B TS
 C tbsp.
 D tbp.
- Which of the following steps comes first?
 A Stir in the macaroni.
 B Drain the macaroni.
 C Add the butter.
 D Enjoy.
- You should rinse the macaroni carefully.
 A true
 B false
- Which ingredient does not belong in the macaroni and cheese?
 A butter
 B milk
 C cheese
 D cream
- You need six cups of water for this recipe.
 A fact
 B opinion
- How much milk do you need?
 A 6 quarts
 B 6 cups
 C 3 tablespoons
 D 3 cups
- Which two ingredients do you need the same amount of?
 A butter and milk
 B milk and water
 C cheese and water
 D macaroni and butter



©The Mailbox • Real-World Comprehension Practice • TEC60916 • Key p. 78

Stir in the macaroni.

Add the butter, milk, and cheese packet.

Pour the drained macaroni back in the pot.


Boil the macaroni for 11 to 13 minutes. Stir the macaroni often.

Boil the water in a pot.

Enjoy!

Drain the water from the pot without rinsing the macaroni.

Stir the macaroni and cheese until it is mixed.



Number the steps to show the correct order.
Cut apart the boxes below.
Glue each box in front of its matching step.

Instructions

Name _____

Date _____

Mark Twain

Name _____

You may not know the name Samuel Clemens. You know him as Mark Twain. He was a great writer.


When Samuel was four years old, his family moved to a town on the Mississippi River. Samuel grew up there. He came to love the river. He loved the people of the town. He talked of the river in many of his stories. He based many of the people in his books on people he knew.

When Samuel was 12, his father died. There was no money. Samuel went to work. He worked for a printer. He was an apprentice. This is a person who learns a trade from someone with skill. Later, Samuel worked on the river. He learned how to pilot a riverboat.

The Civil War began. He left his work and traveled west. He was lucky. He found a job as a reporter on a newspaper. He began to use the name Mark Twain. Where did the name come from? It was a term that riverboat pilots used. It told how deep the water was in the river.

Samuel loved writing stories. He began to write books. He tried to write one every two years. It was not easy to write books. He had many things to write about. He wanted to say them right.

We will always remember Mark Twain. He was a wonderful writer. He wrote *The Adventures of Tom Sawyer*. He wrote *The Adventures of Huckleberry Finn*. These are just two of his books. His stories take us back to days long ago. People still enjoy his stories today.



Answer the questions.

1. What was Mark Twain's real name? _____
2. Which river did Samuel Clemens love?
 - a. the Ohio River
 - b. the Mississippi River
 - c. the Missouri River

3. What is an apprentice?
- a. a person who learns how to pilot a riverboat
 - b. a person who writes books
 - c. a person who learns a trade from someone with skill

4. Why did Clemens go to work as an apprentice to a printer?
- a. He liked to work in newspaper offices.
 - b. It was the only job he could find.
 - c. His family needed the money.

5. What job did Clemens get when he traveled west?
- a. a newspaper reporter
 - b. a riverboat pilot
 - c. a printer


6. What did the name *Mark Twain* mean?
- a. It was a term riverboat pilots used to tell how deep the water was.
 - b. It was a term riverboat pilots used to tell how cold the water was.
 - c. It was a term newspaper reporters used to tell stories.

7. What are the names of two books Mark Twain wrote?
- a. *The Adventures of Tom Sawyer and The Mississippi River*
 - b. *The Adventures of Tom Sawyer and The Adventures of Huckleberry Finn*
 - c. *The Adventures of Tom Sawyer and How to Be a Printer*

Writing Quickly

Writing quickly is a skill that will help when you need to write a story, take a timed test, or take notes.

Writing that is done quickly should still be easy to read. With practice, you will learn how to make your writing speedy and legible.



Read the saying. Write it quickly and legibly.

*In fourteen hundred
ninety-two Columbus
sailed the ocean blue.*

Now write the lines again.
Try to write them faster this time.

Correct the sentences.

1. I seed too butterflys in my back yard.

2. Won butterfly was red and had black spots and strips.

Complete each sentence with the word that is spelled correctly.

3. The other butterfly was _____ blue.
plain plaign playn

4. The red butterfly was pretty, but the blue butterfly was _____

prettier prettyer

Correct the sentences.

1. You might think that the sun is the Planet but its not.

2. The sun is a star that is more close to earth than other stars.

Complete the bold word with the correct suffix.

3. In the **dark** _____, the other stars look like tiny dots of light.
ness ful less

Underline the nouns. Explain what nouns do in a sentence.

4. Because the sun is so close to Earth, it gives us lots of light and heat.

Explain: